

RXA1



315 / 433.92 MHz . FSK . PLL Hybrid Receiver

Rev. 01-10 November 2005

Product data sheet

01. Description

The RXA1 is a miniature receiver module that receives On-off keyed (OOK) modulation signal and demodulated to digital signal for the next decoder stage. Local Oscillator is made of low cost LC structure. The result is excellent performance in a simple-to-use, with a low external component count. The RXA1 is designed specifically for unlicensed remote-control and wireless security receiver operating at 315/433.92MHz in the USA under FCC Part 15 regulation.



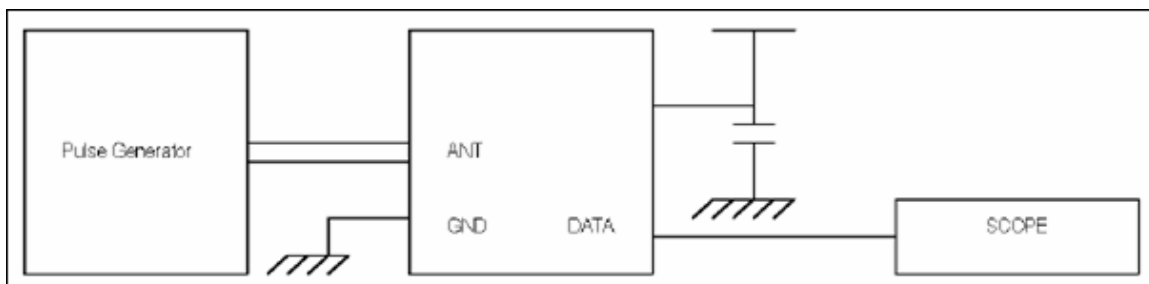
02. Features

- Ideal for 315/433.92MHz, Remote Keyless-Entry Receives.
- FCC approved.
- Two-size selectable : RXA1-B(big size) and RXA1-S(small size).

03. Characteristics

Parameter	Symbol	Condition	Value			Unit
			min.	typ.	max.	
Sensitivity	Psens	Vcc=5.0V, TA 27°C BER=3/100, 2Kbps	315MHz	-100	-95	dBm
			433.92MHz	-100	-95	
Oscillation	Flo	Vcc=5.0V, TA 27°C	313.2	313.7	314.2	MHz
			432.12	432.62	433.12	MHz
turn-on time	Ton			10		ms
Voltage	Vcc		+4.8	+5	+5.2	V
Current	Icc			5		mA
Data output logic	Voh	Data output logic high		0.3		V
	Vol	Data output logic low	Vcc-0.3			V
Data Rate			300	1K	4~5K	bps
temperature			-20		80	°C

04. Typing Test Circuit



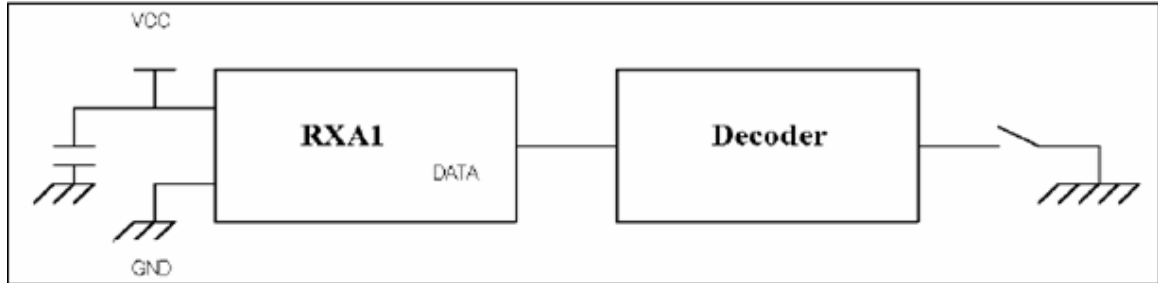
RXA1

315 / 433.92 MHz . FSK . PLL Hybrid Receiver

Rev. 01-10 November 2005

Product data sheet

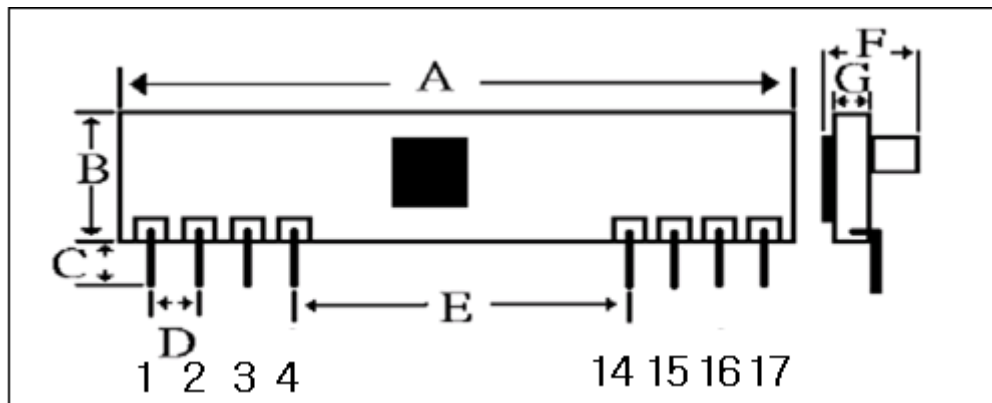
05. Typical receiver Application



Notes:

- Decoder : HT12D/F , PTC (2262)
- Antenna : Length = 22.6cm for 315MHz ; Length = 17.2 cm for 433.92MHz

06. Pin Description & Dimension



Pin Description :

Pin	1	2	3	4	14	15	16	17
Description	ANT	GND	GND	Vcc	Vcc	Data	Data	GND

Dimension : (Unit : mm)

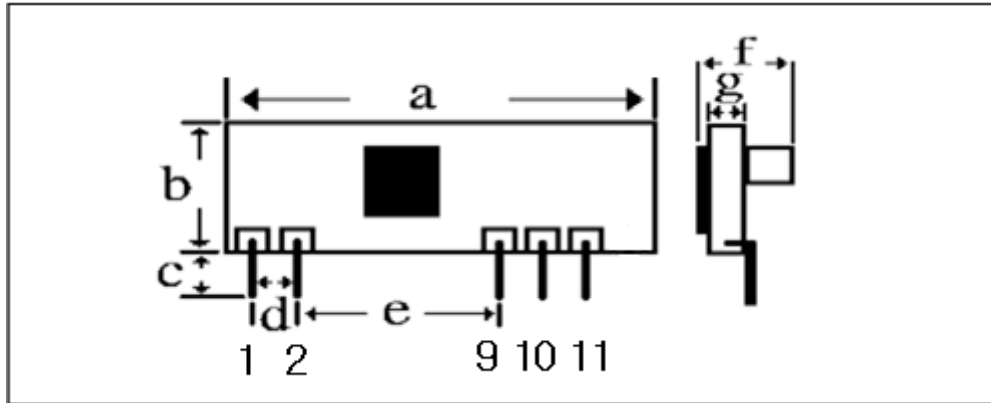
Symbol	A	B	C	D	E	F	G
Value	44.5	12.5	5.9	2.54	25.5	8.3	1.2
Tolerance	±0.25	±0.25	±0.1	Max.	±0.15	±0.05	Max.

RXA1

315 / 433.92 MHz . FSK . PLL Hybrid Receiver

Rev. 01-10 November 2005

Product data sheet



Pin Description :

Pin	1	2	9	10	11
Description	ANT	GND	Vcc	Data	GND

Dimension : (Unit : mm)

Symbol	a	b	c	d	e	f	g
Value	29.5	12.5	5.9	2.54	18.5	8.3	1.2
Tolerance	± 0.25	± 0.25	± 0.1	Max.	± 0.2	± 0.05	Max.